


911 SIGNAL®



VisorMate

One-piece design, combination of warning and work lights

911 Signal Technology Inc.

Add: Room 701-702, Hengwei Building, No. 258, Tiangao Lane, Shounan Subdistrict, Yinzhou Area, Ningbo City, Zhejiang, China.

Tel: +86 574 89017911 +86 400 6757911

Fax: +86 574 82822560

Email: sales@911signal.com

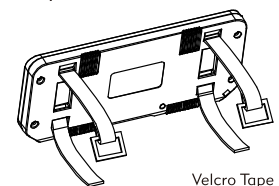
Website: www.911signal.com

TECHNICAL SPECIFICATIONS

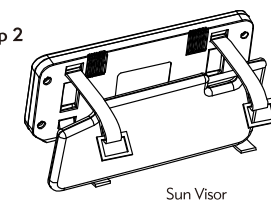
Item	051901	052001
Color	Single	Dual
Voltage	10-33VDC	
Max Power	12W(warning lights) / 6W(backlight)	
LED	8pcs 3W	16pcs 3W
LENS	TIR	
Flash Patterns	19	21
Mount	Surface Mount	
Operating Temperature	-30 to 70°C	

MOUNT

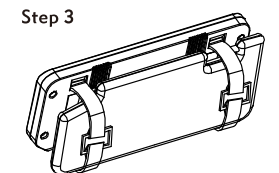
Step 1



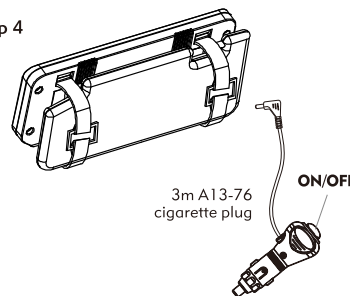
Step 2



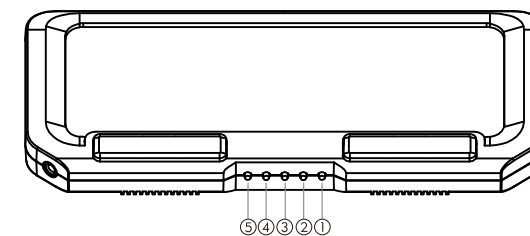
Step 3



Step 4



INTEGRATED BUTTONS



1 Backlight Intensity

Hold the button until you have the wanted intensity. Press the button to turn off the backlight.

2 Color 1

On/Off for warning color 1

3 Color 2

On/Off for warning color 2

4 Flash Pattern

Press the button to change flash patterns. Hold the button for 5 seconds to go back to the default pattern.

5 Previous Setting

Hold the button for 5 seconds for memorizing the setting. Then press the button whenever you need the memorized setting.

FLASH PATTERNS

Single Color

1	Random (default)	11	Single (all)
2	Single (split)	12	Double (all)
3	Double (split)	13	Quad (all)
4	Quad (split)	14	Quint (all)
5	Quint (split)	15	Ultra (all)
6	Ultra (split)	16	Single-quad (all)
7	Single-quad (split)	17	Single-H/L (all)
8	Single-H/L (split)	18	Steady2 (all)
9	ECE R65 single (all)	19	Steady 4 (all)
10	ECE R65 double (all)		

Dual Color

1	Random (default)	12	ECE R65 double (all)
2	ECE R65 single (split)	13	Single (all)
3	ECE R65 double (split)	14	Double (all)
4	Single (split)	15	Quad (all)
5	Double (split)	16	Quint (all)
6	Quad (split)	17	Ultra (all)
7	Quint (split)	18	Single-quad (all)
8	Ultra (split)	19	Single-H/L (all)
9	Single-quad (split)	20	Steady2 (all)
10	Single-H/L (split)	21	Steady 4 (all)
11	ECE R65 single (all)		